


# Jilca Pop Fab Setup Instructions



A




B



C


1/





2/

1. The soft case contains frame and accessories

2. Draw the frame as the pic showing.  
ps: An assistant is necessary.



3/



4/



5/

3. Draw it completely and make the metal hooks join together.

4. Stick the fabric onto the installed frame by velcro.

5. The unit can be levelled by adjusting the threaded feet at the bottom of the base unit.