





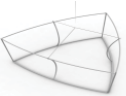







HANGING SIGN SPECIFICATIONS

	Top Diameter (ft)	Bottom Diameter (ft)	Length (ft)	Width (ft)	Height (ft)	Net Weight (kgs)	Gross Weight (kgs)	Our box size (cm)
Circle Sign	5				2.5	4.95	7	26*14*122
	10				2	9.27	12.3	37*22*152
	20				4	17.8	21.9	37*22*202
Square Sign	8				3.5	10.5	13.6	37*22*152
	16				4	16.3	19.7	37*22*172
	20				4	23	27.1	37*22*202
Tapered circle Sign	10	8			3.5	9.81	12.9	37*22*152
	14	12			4	12.4	15.8	37*22*172
	15	13			4	12.9	16.7	42*22*182
Curved square Sign 			12		5	16.3	20.1	42*22*182
Triangle Sign			10		3.5	8.8	11.9	37*22*152
			14		3.5	12.7	15.8	37*22*152
			20		4	16	20.1	37*22*202
Rectangular Sign 			20	10	4	28.2	32.3	200*35*20
Curved triangle Sign 			12		4	11.5	15.3	42*22*182



3680 Victoria Park Ave, Unit 7 Toronto ON M2H 3K1 Canada
 Tel: 416.847.0655 x223
 Toll Free: 800.856.5022
 Fax: 416.847.0656
 sales@jilca.com

HANGING SIGN SPECIFICATIONS

	Top Diameter (ft)	Bottom Diameter (ft)	Length (ft)	Width (ft)	Height (ft)	Net Weight (kgs)	Gross Weight (kgs)	Our box size (cm)
Football Sign			10	2.75	3.5	6.9	10	37*22*152
			10	2.75	4	7.2	10.3	37*22*152
			12	3.25	5	8	11.8	42*22*182
Tapered triangle Sign	10	8			4	8.7	11.8	37*22*152
	16	14			5	14.2	17.6	37*22*172
Pinwheel Sign			10		3	9.8	17.2	37*22*172
			14		5	13.8	18.1	37*22*172
			16		5	14.7	19.6	37*22*152